

Inductive sensor

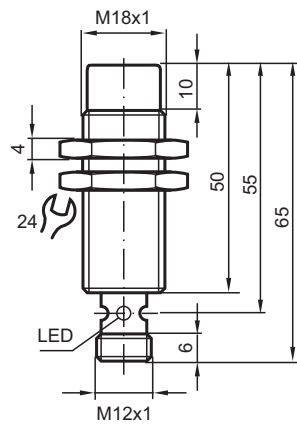
NBN8-18GM50-E2-C-V1



- 8 mm non-flush
- Weld Immune



Dimensions



Technical Data

General specifications

| | | |
|----------------------------|-------|--------------------|
| Switching function | | Normally open (NO) |
| Output type | | PNP |
| Rated operating distance | s_n | 8 mm |
| Installation | | non-flush |
| Output polarity | | DC |
| Assured operating distance | s_a | 0 ... 6.48 mm |

Release date: 2022-06-30 Date of issue: 2022-06-30 Filename: 906351_eng.pdf

Refer to "General Notes Relating to Pepperl+Fuchs Product Information".

Pepperl+Fuchs Group
www.pepperl-fuchs.com

USA: +1 330 486 0001
fa-info@us.pepperl-fuchs.com

Germany: +49 621 776 1111
fa-info@de.pepperl-fuchs.com

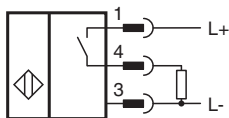
Singapore: +65 6779 9091
fa-info@sg.pepperl-fuchs.com

PF PEPPERL+FUCHS

Technical Data

| | | |
|---|-------|---|
| Reduction factor r_{Al} | | 0.3 |
| Reduction factor r_{Cu} | | 0.2 |
| Reduction factor r_{304} | | 0.6 |
| Output type | | 3-wire |
| Nominal ratings | | |
| Operating voltage | U_B | 10 ... 30 V DC |
| Switching frequency | f | 0 ... 500 Hz |
| Hysteresis | H | typ. 5 % |
| Reverse polarity protection | | reverse polarity protected |
| Short-circuit protection | | pulsing |
| Voltage drop | U_d | ≤ 3 V |
| Operating current | I_L | 0 ... 200 mA |
| Off-state current | I_r | 0 ... 0.5 mA typ. 0.1 μ A at 25 °C |
| No-load supply current | I_0 | ≤ 17 mA |
| Constant magnetic field | B | 150 mT |
| Alternating magnetic field | B | 150 mT |
| Operating voltage indicator | | LED, green |
| Switching state indicator | | Multihole-LED, yellow |
| Compliance with standards and directives | | |
| Standard conformity | | |
| Standards | | EN 60947-5-2:2007 EN 60947-5-2/A1:2012 IEC 60947-5-2:2007 IEC 60947-5-2 AMD 1:2012 |
| Approvals and certificates | | |
| UL approval | | cULus Listed, General Purpose |
| CSA approval | | cCSAus Listed, General Purpose |
| CCC approval | | CCC approval / marking not required for products rated ≤ 36 V |
| Ambient conditions | | |
| Ambient temperature | | -25 ... 70 °C (-13 ... 158 °F) |
| Mechanical specifications | | |
| Connection type | | Connector plug M12 x 1 , 4-pin |
| Core cross section | | - |
| Housing material | | Brass, PTFE coated |
| Sensing face | | PPS |
| Degree of protection | | IP67 |

Connection








Connection Assignment



Wire colors in accordance with EN 60947-5-2

| | | |
|---|----|---------|
| 1 | BN | (brown) |
| 2 | WH | (white) |
| 3 | BU | (blue) |
| 4 | BK | (black) |

Accessories

| | | |
|---|----------------------|---|
|  | BF 18 | Mounting flange, 18 mm |
|  | V1-G-2M-PUR | Female cordset single-ended M12 straight A-coded, 4-pin, PUR cable grey |
|  | V1-W-2M-PUR | Female cordset single-ended M12 angled A-coded, 4-pin, PUR cable grey |
|  | V1-G-OR2M-POC | Female cordset single-ended M12 straight A-coded, 4-pin, POC cable welding-bead resistant orange, suitable for robotic applications, torsion resistant, oil resistant, molecularly cross-linked |
|  | V1-W-OR2M-POC | Female cordset single-ended M12 angled A-coded, 4-pin, POC cable welding-bead resistant orange, suitable for robotic applications, torsion resistant, oil resistant, molecularly cross-linked |

Release date: 2022-06-30 Date of issue: 2022-06-30 Filename: 906351_eng.pdf

Refer to "General Notes Relating to Pepperl+Fuchs Product Information".